









MAX PRINT AREA FOR MOST DESIGNS

FRONT STANDARD: TOP OF DESIGN STARTS 3.0" BELOW COLLAR LINE

FULL FRONT 11-12" Wide	CENTER CHEST (Standard) 5-8" Wide	CENTER CHEST (Small) 3-5" Wide	LEFT CHEST 3-4" Wide
			

BACK STANDARD: TOP OF DESIGN STARTS 3.5" BELOW COLLAR LINE

FULL BACK 11-12" Wide	CENTER BACK (Standard) 5-8" Wide	CENTER BACK (Small) 3-5" Wide	NECK is 1.5"-2" Below Collar 3-4" Wide
			

OTHER STANDARD: LOCATION OF DESIGN WILL VARY

Long-Sleeve (Sleeve) 3" x 14"	Short-Sleeve (Sleeve) 3-4" Wide	Hooded Sweatshirt (Back) 11-12" Wide	Pant (Left Hip) 3-5" Wide	Pant (Left Leg) 3-4" Wide
				
4" down from seam	2" from bottom of sleeve	7" below collar line	6-7" from waste	Centered on leg